



HOW TO MODIFY THE SENDING BY POST OF ACCOUNT SHEETS AND OTHER JSIS DOCUMENTS BY POST OR THE EMAIL ADDRESS ?

Reminder: the pensioners receive by default all JSIS documents THROUGH THE POST.


Those who don't want the hassle of unnecessary papers and prefer to centralize account sheets (or prior authorizations, annual check-ups, etc) on their PC - for example via "Save as" under a specific directory on their computer - can then choose "No" next to "Paper mail enabled", as illustrated on that document. They will no longer receive anything through the Post from the JSIS.

 European Commission | RCAM Personnel number : | Settlement Office : Brussels

[Home](#) [MY DATA](#) [MY FILES](#) [MY REQUESTS](#) [CREATE A REQUEST](#) [SEARCH](#) **[MY PREFERENCES](#)**

Then click on ➔ **My communication preferences**

My communication preferences

 To the extent possible, all communication addressed to you by the JSIS will be done using your preferred language. If it is not available JSIS will use the other languages listed in your file starting from language 1 until language 3.

Language 1

French

Language 2

Dutch

Language 3

Preferred language

French

▼

✓

Paper mail enabled


Yes

No

Contact mail address

r

@gmail.com

 The changes will take effect within 15 minutes.
The choice of the preferred language will not impact the language of your account sheet, they will still be transmitted in the first language throughout the period of the migration to the new application.

Cancel

✓ Submit